



A LETTERS JOURNAL EXPLORING
THE FRONTIERS OF PHYSICS

OFFPRINT

**Transport in networks with multiple sources
and sinks**

S. CARMI, Z. WU, S. HAVLIN and H. E. STANLEY

EPL, **84** (2008) 28005

Please visit the new website
www.epljournal.org

TAKE A LOOK AT THE NEW EPL

Europhysics Letters (EPL) has a new online home at
www.epljournal.org



Take a look for the latest journal news and information on:

- reading the latest articles, free!
- receiving free e-mail alerts
- submitting your work to EPL

www.epljournal.org

Transport in networks with multiple sources and sinks

S. CARMI^{1,2(a)}, Z. WU², S. HAVLIN¹ and H. E. STANLEY²

¹ *Minerva Center and Department of Physics, Bar-Ilan University - Ramat Gan 52900, Israel*

² *Center for Polymer Studies and Department of Physics, Boston University - Boston, MA 02215, USA*

received 19 May 2008; accepted in final form 9 September 2008
published online 14 October 2008

PACS 89.75.Hc – Networks and genealogical trees

PACS 05.60.Cd – Classical transport

PACS 02.50.-r – Probability theory, stochastic processes, and statistics

Abstract – We investigate the electrical current and flow (number of parallel paths) between two sets of n sources and n sinks in complex networks. We derive analytical formulas for the average current and flow as a function of n . We show that for small n , increasing n improves the total transport in the network, while for large n bottlenecks begin to form. For the case of flow, this leads to an optimal n^* above which the transport is less efficient. For current, the typical decrease in the length of the connecting paths for large n compensates for the effect of the bottlenecks. We also derive an expression for the average flow as a function of n under the common limitation that transport takes place between specific pairs of sources and sinks.

Copyright © EPLA, 2008

Transport processes, such as electrical current, diffusion, and flow, are fundamental in physics, chemistry, and biology. Transport properties depend critically on the structure of the medium, and have been studied for a large variety of geometries [1]. Of current interest are situations where the transport occurs on a network. For example, information is transferred over computer or social networks, vehicles traverse transportation networks, and electrical current flows in power-grid networks. Therefore, understanding of mechanisms to increase transport effectiveness is of great importance.

Transport properties usually have been investigated in the context of transport between a single pair comprising one source and one sink [2–8]. The quality of transport strongly depends on the degree (number of connections) of the source and the sink, whereas the rest of the network serves as an approximately resistance-free substrate for the transport process. Consequently, the transport was found to strongly depend on the degree distribution.

In more realistic situations, transport takes place between many nodes simultaneously. For example, in peer-to-peer and other computer networks users exchange files in parallel over the network links. In transportation networks, vehicles travel between many sources and many destinations through the network infrastructure. The presence of many parallel transport processes on the same underlying network leads to interactions between

the different deliveries and a change in network efficiency. In this article we will quantify this phenomenon analytically and numerically, and show how different network usage leads to different behaviors. We reported some preliminary results in [9].

We focus on the class of non-directed, non-weighted model networks and we also study a real network. The first model is the Erdős-Rényi (ER) network, in which each link exists with independent small probability p . This leads to a Poisson degree distribution [10,11]. The second model is the scale-free (SF) network, characterized by a broad, power law degree distribution and was recently found to describe many natural systems [12–14]. The ensemble of SF networks we treat is the “configuration model”, in which node degrees are drawn from a power law distribution (see below), and then open links are connected [15]. We also compute the distribution of flows in a real network, the internet [16].

We consider a transport process between two randomly chosen, non-overlapping sets (sources and sinks) of nodes of size n each, where $1 \leq n \leq N/2$, N is the total number of nodes. We focus on three explicit forms of transport, described below.

i) *Maximum flow* (henceforth denoted flow) between the sources and sinks, when each link has unit capacity [8,9,16–19]. For non-weighted networks the flow is equivalent to the total number of disjoint paths (*i.e.* paths that do not share any edge) that connect the sources and sinks. Therefore, it quantifies any flow which does not

^(a)E-mail: scarmi@shoshi.ph.biu.ac.il

deteriorate with distance, such as flow of frictionless fluids, traffic flow and information flow in communication networks.

ii) *Electrical current* in the network when the sources are short circuited into a unit electrical potential, and the sinks to the ground (assuming each link is a unit resistor). Electrical current has special significance since it also describes any general transport process in which the transport efficiency decreases with the length of the path (due to increase of resistance). In addition, the current is equal to the probability of a random walker starting at any of the sources to escape to any of the sinks [20].

iii) *Maximum multi-commodity (MC) flow*. Same as i), but where the sources and sinks form ordered pairs, so the flow is directed from a given source to a specific sink, and not to any other sink [17]¹ (here the network is directed and the sources and sinks may overlap). This describes direct communication between users in computer networks, or traffic of supplies over road networks.

Our goal is to study the dependence of the total transport on the number of sources/sinks in the three transport forms. We denote the flow, electrical current, and MC flow by F , I , and F^{MC} , respectively. In the case of a single pair, it was shown [3,9] that the transport between a source and a sink with degrees k_1 and k_2 is approximately: $F_{n=1}(k_1, k_2) \approx F_{n=1}^{\text{MC}}(k_1, k_2) \approx \min\{k_1, k_2\}$ for dense enough networks, and $I_{n=1}(k_1, k_2) \approx c \frac{k_1 k_2}{k_1 + k_2}$, where $c \lesssim 1$ is a fitting parameter. These equations state that the transport is dominated by the degrees of the involved nodes, and the rest of the network is practically a perfect conductor. Using the degree distribution: $P(k) = e^{-\langle k \rangle} \langle k \rangle^k / k!$ for ER networks with average degree $\langle k \rangle$, and $P(k) \sim k^{-\gamma}$, $k \geq m$ for SF networks with degree exponent γ and minimum degree m , we can find the distribution of flow or current.

Do transport properties change in the case of more than one pair? For a small number of sources/sinks n , we expect no significant difference. The backbone of the network remains an almost perfect conductor, but the degree k_1 has to be replaced with the total number of links emanating from the sources, and similarly for the sinks [9]. Because it is assumed that n is small, we neglect the possibility of internal links inside each set. Define the *sum* of n degrees $z \equiv \sum_{i=1}^n k_i$. For ER networks, $P_Z(z) = e^{-n\langle k \rangle} (n\langle k \rangle)^z / z!$,

¹Formally, the maximum multi-commodity flow problem is defined as follows [17]. There are n commodities defined by the set: (s_i, t_i) , $i = 1, \dots, n$, where s_i and t_i are the source and sink of commodity i , respectively. The flow of commodity i along the edge (u, v) is $f_i(u, v)$. The total flow in an edge is limited by its capacity $\sum_{i=1}^n f_i(u, v) \leq c(u, v)$ ($c(u, v) = 1$ here for all edges). The maximum multi-commodity flow maximizes $\sum_{i=1}^n \sum_w f_i(s_i, w)$, where the second sum is over all neighbors w of the source. The MC flow problem can be recast into a linear programming problem, and thus can be solved in polynomial time. However, in practice, only small instances (up to about hundred nodes) could be solved using the GLPK (<http://www.gnu.org/software/glpk/>) linear programming (interior point) solver that we used. Fast approximation algorithms exist [21], which guarantee a solution close to the optimal (however, we used only the exact solution).

a Poisson with mean $n\langle k \rangle$. For SF networks with $2 < \gamma < 3$, write $P(s)$ for $s \rightarrow 1$, the generating function of $P(k)$ for large k , as $P(s) \sim 1 + A(1-s) + B(1-s)^{\gamma-1} + \mathcal{O}((1-s)^2)$. Raising $P(s)$ to the power of n yields $P_Z(s) \sim 1 + nA(1-s) + nB(1-s)^{\gamma-1} + \mathcal{O}((1-s)^2)$, and thus for large z

$$P_Z(z) \sim z^{-\gamma}, \quad z \geq nm. \quad (1)$$

We define z_1 and z_2 to be the sum of degrees of the n nodes in the sources and sinks, respectively. Using these definitions, $F = \min\{z_1, z_2\}$, and $I = c \frac{z_1 z_2}{z_1 + z_2}$. For the case of MC flow, the pairs are independent and the total flow is the sum of the flow of n independent pairs.

The pdfs corresponding are therefore

$$\Phi_n(F) = 2 \left[P_Z(F) \sum_{j \geq F} P_Z(j) \right] - [P_Z(F)]^2, \quad (2)$$

$$\Phi_n(I) = \sum_{z_1} \sum_{z_2} P_Z(z_1) P_Z(z_2) \delta \left(I - c \frac{z_1 z_2}{z_1 + z_2} \right), \quad (3)$$

$$\Phi_n(F^{\text{MC}}) = \Pr \left\{ \left[\sum_{j=1}^n \min\{k_{j,1}, k_{j,2}\} \right] = F^{\text{MC}} \right\}, \quad (4)$$

where in eq. (4) $k_{j,1}$ and $k_{j,2}$ are the degrees of j -th source and sink, respectively.

For ER networks we obtain a closed form formula for the flow pdf [9]:

$$\Phi_n(F) = 2 \frac{(n\langle k \rangle)^F e^{-n\langle k \rangle}}{F!} \left(\frac{\gamma(F, n\langle k \rangle)}{\Gamma(F)} - \frac{(n\langle k \rangle)^F e^{-n\langle k \rangle}}{2F} \right), \quad (5)$$

where $\gamma(a, x)$ and $\Gamma(a)$ are the lower incomplete and complete gamma-functions, respectively. An interesting quantity to study in a real transport system is the total average flow per source/sink $\bar{F}(n)/n = [\sum_F F \Phi_n(F)]/n$, since it represents the overall transport efficiency of the system. For ER networks we calculate $\bar{F}(n)/n$ using eq. (5), and the results are compared with simulations in fig. 1. The theoretical prediction is in good agreement with the simulations for small values of n . For larger n , the transport is less efficient than predicted, since interactions between the paths begin to appear. Some paths become bottlenecks [22] and cannot serve more than their capacity. Moreover, some links are wasted as they connect nodes within the same set. In ER networks, the probability of having no intra-set links is $(1 - n/N)^{n\langle k \rangle} \approx \exp[-n^2 \langle k \rangle / N]$. Therefore already when $n \approx (N/\langle k \rangle)^{1/2}$, we expect some deviations, as is confirmed by our simulations shown in fig. 1.

For SF networks, we approximate the sum in (2) with an integral:

$$\Phi_n(F) \sim F^{-\gamma} \int_F^\infty F'^{-\gamma} dF' \sim F^{-(2\gamma-1)}. \quad (6)$$

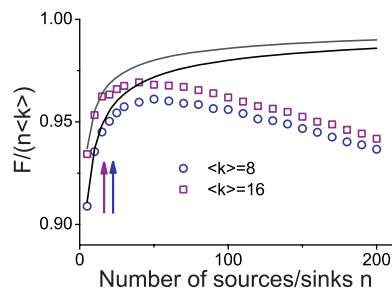


Fig. 1: Optimal number of sources/sinks. Average flow per source/sink $\bar{F}/(n\langle k \rangle)$ vs. the number of sources/sinks n . Symbols represent simulation results ($N = 4096$, $\langle k \rangle = 8, 16$; average is taken over many realizations of the network and many randomly chosen sets), while lines represent the theory based on the *small- n assumption* (eq. (5)). For $n \lesssim \sqrt{N/\langle k \rangle}$ (indicated with arrows), the flow per source/sink always increases, as predicted by the theory. However, there is an optimal point beyond which the flow decreases.

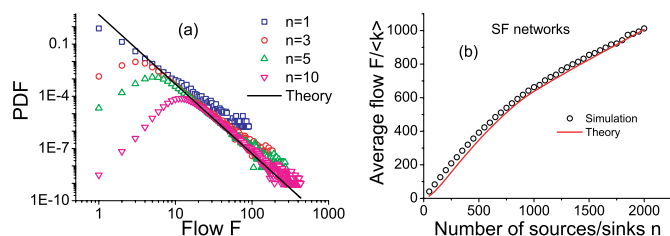


Fig. 2: Flow in SF networks. (a) Probability distribution of the flow $\Phi_n(F)$ vs. F , for $n = 1, 3, 5, 10$ (symbols), for the network of the Internet as of 2007 [16], which is approximately scale-free with degree exponent $\gamma \approx 2.5$. Since F is at least mn , a normalized power law takes the form $\Phi_n(F) \sim n^{2\gamma-2} F^{-(2\gamma-1)}$. Thus, we divide the vertical axis by $n^{2\gamma-2}$ to make all curves collapse. Theoretical slope for all n 's, $-(2\gamma-1) = -4$ is indicated by the straight line. (b) Average flow $\bar{F}/\langle k \rangle$ vs. the number of sources/sinks n for random SF networks. Simulation results ($N = 4096$, $\gamma = 2.5$, $m = 2$), are shown in circles, the line represents theoretical curves. For the theory we used the upper bound for paths of lengths up to three (see main text and appendix).

A similar result holds for the current I . This is demonstrated in fig. 2(a) for the internet at the Autonomous Systems (AS) level [16]. For MC flow, the minimum of the degrees of each pair has a power law distribution with exponent $(2\gamma-1)$. From eq. (1), the tail distribution of the sum remains a power law with the same exponent, and therefore also in this case $\Phi_n(F^{\text{MC}}) \sim [F^{\text{MC}}]^{-(2\gamma-1)}$.

To evaluate the transport for the regime $n \gg 1$, we use a different approach. Let us concentrate on the case of flow in ER networks. We condition the total flow on the length of the path connecting a source and a sink. n^2 paths of length one (direct link between a source and a sink) are possible, and each exists with probability $p \equiv \langle k \rangle / (N-1)$. Denoting by \bar{F}_ℓ the average flow that goes through paths of length ℓ , we have $\bar{F}_1 = n^2 p$.

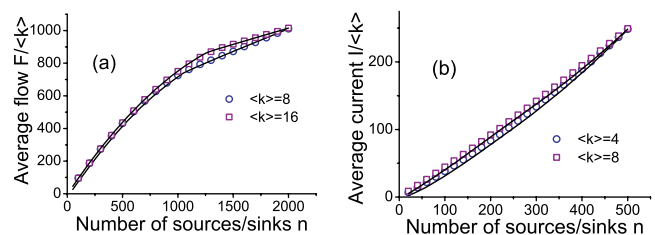


Fig. 3: Transport in ER networks. (a) Average flow $\bar{F}/\langle k \rangle$ vs. the number of sources/sinks n . Simulation results ($N = 4096$, $\langle k \rangle = 8, 16$) are shown in symbols, lines represent theoretical curves. For the theory we used the upper bound for paths of lengths up to three (see main text and appendix). (b) Same as (a) for the average electrical current \bar{I} ($N = 1024$, $\langle k \rangle = 4, 8$).

Paths of length two involve one intermediate node. If the intermediate node i is connected to $n_s(i)$ sources and $n_t(i)$ sinks, the flow it can channel is $n_{\min}(i) \equiv \min\{n_s(i), n_t(i)\}$. Since each edge exists with independent probability p , n_s and n_t are binomial variables with parameters (n, p) . The probability for n_{\min} to take the value m is given by

$$P_{n_{\min}}(m) = 2 \left[P_b(m) \sum_{j=m}^n P_b(j) \right] - [P_b(m)]^2, \quad (7)$$

where $P_b(j) = \binom{n}{j} p^j (1-p)^{n-j}$ since n_s and n_t are binomials. For large n and small p the binomial variable can be approximated by a Poisson distribution, for which eq. (7) reduces to (cf. eq. (5))

$$P_{n_{\min}}(m) = 2 \frac{(np)^m e^{-np}}{m!} \left(\frac{\gamma(m, np)}{\Gamma(m)} - \frac{(np)^m e^{-np}}{2m!} \right). \quad (8)$$

The average of n_{\min} is $\langle n_{\min} \rangle = \sum_{m=0}^n m P_{n_{\min}}(m)$. Since there are $(N-2n)$ possibilities of choosing the intermediate node, $\bar{F}_2 = (N-2n) \langle n_{\min} \rangle$. Note that approximating $\bar{F} \approx \bar{F}_1 + \bar{F}_2$ becomes accurate as $n \rightarrow N/2$, where there are only very few intermediate nodes and thus a very small probability for a longer path.

Paths of length three involve two intermediate nodes and their average number is more difficult to compute. However, by a mapping onto a matching problem we are able to provide lower and upper bounds for \bar{F}_3 (see appendix). In fig. 3(a), we plot $\bar{F}(n)$ obtained with the upper bound, neglecting flows of higher order F_4, F_5, \dots , and find agreement with the simulations.

An interesting outcome of the above calculation is an immediate result for the electrical current. Since all links have unit resistance, a path of length ℓ has total resistance ℓ so $\bar{I} = \bar{F}_1/1 + \bar{F}_2/2 + \bar{F}_3/3 + \dots$. Our simulation results agree with our theory, as shown in fig. 3(b). While it is not in general correct that in SF networks each edge exists with independent probability p , applying the same approach for SF networks results in a good qualitative agreement with the simulations—but not as good as for ER networks (fig. 2(b)).

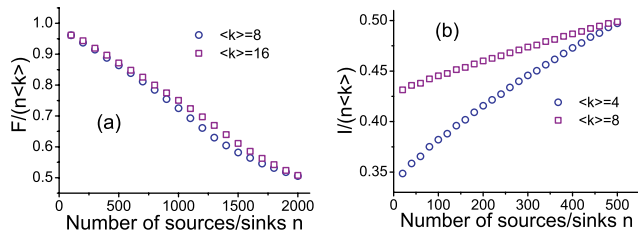


Fig. 4: Transport in ER networks normalized by the number of sources/sinks. Average flow (panel (a)) per source/sink $\bar{F}/(n\langle k \rangle)$, and average electrical current per source/sink $\bar{I}/(n\langle k \rangle)$ (panel (b)), vs. the number of sources/sinks n . Simulation parameters are as in fig. 3. Note the major difference between the flow and the current in the behavior of the transport per source/sink: while \bar{F}/n decreases with n , \bar{I}/n increases.

Focusing attention on the transport per source/sink, \bar{F}/n and \bar{I}/n , we observe that while the flow \bar{F}/n decreases with n , the current \bar{I}/n increases (fig. 4). The decrease in the case of the flow is intuitively clear. As more paths become “bottlenecks”, the total number of paths connecting the sources and sinks decreases. However, when increasing n , the paths that exist have shorter lengths since the probability for direct or almost direct link between the sources and sinks is higher. While this effect does not influence the flow, in the case of electrical current it reduces the resistivity of the paths and increases the total current [9]. This is a fundamental difference between the two forms of transport, which our analysis reveals.

For MC flow, paths cannot become shorter once a pair of a source and a sink is added, since the transport takes place between specific pairs (see footnote ¹) (fig. 5(a)). Therefore, we expect that for some n^* , the network will saturate and will not be able to carry any more flow. In other words, not only \bar{F}^{MC}/n will decrease, but \bar{F}^{MC} itself will not grow.

To develop a theory for the average MC flow in ER networks, we look at the pairs of sources and sinks as if they are added one at a time. As the n -th pair is added, we assume the paths connecting the previous $n-1$ pairs remain unchanged, such that the new pair can connect only through these network links not already in use. We also assume the used links are randomly spread over the network and denote the average effective degree of the unused part as k_n . Under these assumptions, the new pair will be connected, on average, with a number of paths that is the minimum of two degrees of average k_n (see above). Thus, the total MC flow can be approximated as

$$\bar{F}^{\text{MC}}(n) \approx \sum_{n'=0}^{n-1} \mu(k_{n'}), \quad (9)$$

where $\mu(k) = \sum_{j=0}^N 2j \frac{k^j e^{-k}}{j!} \left(\frac{\gamma(j,k)}{\Gamma(j)} - \frac{k^j e^{-k}}{2j!} \right)$ is the average of the minimum of two degrees drawn from a Poisson distribution with average k , as in eqs. (5) and (8).

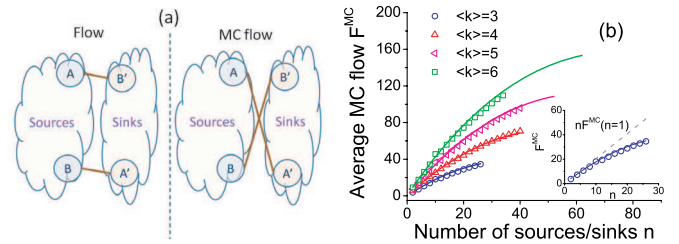


Fig. 5: Multi-commodity flow in networks. (a) A schematic illustrating the fundamental difference between flow and MC flow with respect to path lengths. The sources are (A, B) and the sinks are (A', B') . While for flow any source can connect to any sink, for MC flow A must connect to A' and B must connect to B' , even at the cost of using longer paths. (b) MC flow F^{MC} vs. n for ER networks with $N = 128$ and $\langle k \rangle = 3, 4, 5, 6$. Symbols correspond to simulations and solid lines to eqs. (9) and (10) (calculated up to n^* , see text). Inset: for $\langle k \rangle = 3$, we compare the simulation (circles) and theory (eqs. (9) and (10), solid line) with the small- n approximation $\bar{F}^{\text{MC}}(n) = nF_{n=1}^{\text{MC}}$ (dashed line). Indeed, the small- n approximation overestimates the MC flow for large n , since it does not take into account the decrease in the average effective degree.

To complete the derivation, we need to find the average effective degree k_n . This is straightforward to calculate, if we assume that to optimize the total flow (since we look at *maximum* flow), the transport between each new pair uses only shortest paths. Recalling that in ER networks with average degree $\langle k \rangle$ the average shortest path is of length $\log N / \log \langle k \rangle$ [11], we can write a recursion equation for the evolution of k_n

$$k_{n+1} = k_n - \mu(k_n) \frac{\log N}{N \log k_n}, \quad k_0 = \langle k \rangle. \quad (10)$$

Evaluating (9) and (10), we find agreement with simulations of the exact MC flow (see footnote ¹) (fig. 5(b)). Note also, that this formula for the MC flow is an improvement over the result obtained with the small- n assumption, eq. (2), as shown in the inset of fig. 5(b).

For large n such that k_n is small, the new pair is no longer guaranteed to be connected. To find the value of n^* , above which additional sources and sinks cannot communicate, we use the result of percolation theory that the network becomes fragmented when the average degree decreases below one [11]. Thus n^* satisfies $k_{n^*} = 1$. Since substituting $k_{n^*} = 1$ in eq. (10) does not yield a closed form formula, we bound n^* by assuming the number of paths connecting the n -th pair $\mu(k_n)$ satisfies $1 \leq \mu(k_n) \leq k_n$. Equation (10) splits into two inequalities

$$\begin{aligned} k_{n+1} &\geq k_n - k_n \frac{\log N}{N \log k_n}, \\ k_{n+1} &\leq k_n - \frac{\log N}{N \log k_n}, \end{aligned} \quad (11)$$

Approximating $k_{n+1} - k_n \approx \frac{dk_n}{dn}$, setting $k_{n=0} = \langle k \rangle$ and solving the two differential inequalities, we obtain

$$\begin{aligned} (\log k_n)^2 &\geq (\log \langle k \rangle)^2 - 2 \frac{\log N}{N} n, \\ (k_n \log k_n - k_n) &\leq (\langle k \rangle \log \langle k \rangle - \langle k \rangle) - \frac{\log N}{N} n. \end{aligned} \quad (12)$$

Substituting $k_{n^*} = 1$, the resulting bounds for n^* are

$$\frac{\log^2 \langle k \rangle}{2} \leq n^* \cdot \frac{\log N}{N} \leq \langle k \rangle \log \langle k \rangle - \langle k \rangle + 1. \quad (13)$$

From (13), $n^* = \mathcal{O}(N/\log N)$, *i.e.*, the maximal number of sources/sinks pairs that can communicate is of the order of $N/\log N$.

Due to the long computation time of the exact MC flow, only small system sizes could be considered in the simulations, thereby leading to a finite-size effect that obscures the percolation transition in a way that the precise point where the network saturates cannot be observed (fig. 5(b)). The continuous increase in the MC flow for $n > n^*$ in our simulations is expected since for finite networks, even when $k_n < 1$ some nodes are still connected [23]. Moreover, the probability of a pair of nodes to belong to the same small (non-giant) cluster cannot be neglected for finite systems.

For SF networks, the degree exponent γ plays a significant role. For $2 < \gamma < 3$, there is no percolation threshold [24], and we expect more sources/sinks to be able to communicate in comparison to ER networks. For $\gamma > 3$, a percolation threshold exists, and we expect behavior qualitatively similar to that of ER networks. However because of the limitation on computation time, we leave it as a conjecture.

In conclusion, we investigate the efficiency of transport in complex networks when many sources and sinks are communicating simultaneously. We obtain analytical results for the total electrical current and flow when the number of sources/sinks is very small. For a large number of sources/sinks, we derive approximate expressions for the total transport in ER networks by looking at the lengths of the paths used for the transport, and identify a fundamental difference between the behavior of flow and current. For multi-commodity flow, we calculate the mean value of the flow in ER networks. We also argue that in scale-free networks more sources/sinks can communicate because of the lack of a percolation threshold.

We thank the ONR, the Israel Science Foundation, the Israel Center for Complexity Science, and the EU project Daphnet for financial support; and R. COHEN, M. ALLALOUF and L. ZDEBOROVA for discussions. SC is supported by the Adams Fellowship Program of the Israel Academy of Sciences and Humanities.

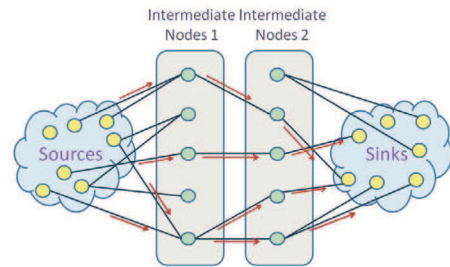


Fig. 6: A schematic of the bipartite network induced during the calculation of F_3 (appendix). After taking into account F_1 and F_2 , we discard all direct links between the sources and the sinks, as well as all intermediate nodes which have $n_s = n_t$ and thus all of their links to the sources and sinks are exploited in F_2 . This leaves us with two sets: nodes in \mathcal{I}_1 which have spare links to the sources, and nodes in \mathcal{I}_2 which have spare links to the sinks. Only these spare links are drawn here, as well as the links that connect nodes in \mathcal{I}_1 to nodes in \mathcal{I}_2 . Links annotated with an arrow can carry one unit of flow, in the direction indicated, such that $F_3 = 4$ in this example. Note that one intermediate node can channel more than one unit of flow, by being matched with more than one intermediate node from the other set.

APPENDIX

Average number of paths of length three. – To calculate the average number of paths of length three that connect the sources and sinks in ER networks, we note that these paths take the following form:

$$\begin{aligned} \text{Source} &\rightarrow \text{IntermediateNode1} \\ &\rightarrow \text{IntermediateNode2} \rightarrow \text{Sink}. \end{aligned} \quad (\text{A.1})$$

Since the pair of intermediate nodes can be connected by at most one link, the flow through this pair (in that specific direction) is either one or zero. To find out whether the path (A.1) is available, we must first classify each intermediate node i based on its number of links to the sources $n_s(i)$ and to the sinks $n_t(i)$. Three classes are possible.

1. $n_s(i) = n_t(i)$. In this case all the links that connect i to the sources and sinks are used in paths of length two, $F_2 = n_s(i) = n_t(i)$, and i cannot be used for any F_ℓ with $\ell > 2$.
2. $n_s(i) > n_t(i)$. Node i uses $n_t(i)$ links in F_2 , and has $n_s(i) - n_t(i)$ links free to use in F_ℓ , $\ell > 2$. Thus, i can serve as an *IntermediateNode1* in the path (A.1). We call the set of such nodes \mathcal{I}_1 , and denote its size by $|\mathcal{I}_1|$.
3. $n_t(i) > n_s(i)$. Node i uses $n_s(i)$ links in F_2 , and has $n_t(i) - n_s(i)$ links free to use in F_ℓ , $\ell > 2$. Thus, i can serve as an *IntermediateNode2* in the path (A.1). We call the set of such nodes \mathcal{I}_2 , and denote its size by $|\mathcal{I}_2|$.

Each node in \mathcal{I}_1 or \mathcal{I}_2 has at least one free link to use in F_3 . One has only to connect as many nodes in \mathcal{I}_1

to as many other nodes in \mathcal{I}_2 , such that the number of connections of a node in \mathcal{I}_1 will not exceed its value of $n_s - n_t$ and that the number of connections of a node in \mathcal{I}_2 will not exceed its value of $n_t - n_s$. For a given node in \mathcal{I}_1 , denote the number of its *spare links* $n_s - n_t$ as s_1 , and define s_2 similarly for a node in \mathcal{I}_2 . The maximum flow problem is thus reduced to a *generalized bipartite matching problem*. This is illustrated in fig. 6. Due of symmetry, $\langle |\mathcal{I}_1| \rangle = \langle |\mathcal{I}_2| \rangle \equiv \langle |\mathcal{I}| \rangle$ and $\langle s_1 \rangle = \langle s_2 \rangle \equiv \langle s \rangle$. In addition, these quantities can be calculated. The probability for an intermediate node to have $n_s > n_t$ is

$$\begin{aligned} P(n_s > n_t) &= P_b(1)P_b(0) + P_b(2)[P_b(0) + P_b(1)] + \dots \\ &= \frac{1 - \sum_{i=0}^n [P_b(i)]^2}{2} = P(n_t > n_s). \end{aligned} \quad (\text{A.2})$$

and therefore $\langle |\mathcal{I}_1| \rangle = (N - 2n)P(n_s > n_t) = (N - 2n) \times \left[1 - \sum_{i=0}^n [P_b(i)]^2 \right] / 2 = \langle |\mathcal{I}| \rangle$. The average number of spare links $\langle s_1 \rangle = \langle s_2 \rangle = \langle s \rangle$ is

$$\begin{aligned} \langle s \rangle &= \langle s_1 \rangle = \sum_{i=1}^n i \cdot P\{(n_s - n_t) = i, \text{ given } n_s > n_t\} \\ &= \sum_{i=1}^n i \cdot \frac{P\{(n_s - n_t) = i\}}{P(n_s > n_t)} \\ &= \frac{2}{1 - \sum_{i=0}^n [P_b(i)]^2} \cdot \sum_{i=1}^n \sum_{j=i}^n i \cdot P_b(j)P_b(j-i). \end{aligned} \quad (\text{A.3})$$

As a first approximation, we assume $\langle s \rangle = 1$, to return to a regular bipartite matching problem. A recent theorem for ER bipartite networks has proved that a network with minimal degree at least 2 has a perfect matching with high probability [25]. Therefore, a lower bound for the matching size will be the 2-core of the bipartite network (consisting of the nodes in \mathcal{I}_1 and \mathcal{I}_2), which is given by $x \langle |\mathcal{I}| \rangle$ where $x = 1 - e^{-\beta}(1 + \beta)$, and β is the solution of $\frac{\beta}{\langle k \rangle} = 1 - e^{-\beta}$ [26]. Since each such matching contributes one unit of flow of length three, the total matching size $x \langle |\mathcal{I}| \rangle$ is our lower bound for \overline{F}_3 . Neglecting flows of higher orders $\overline{F}_4, \overline{F}_5, \dots$, we obtain a lower bound for the average flow: $\overline{F} = n^2 p + (N - 2n) \langle n_{\min} \rangle + x \langle |\mathcal{I}| \rangle$. This bound becomes exact in the limit of large n , where there are very few intermediate nodes and thus a very small probability for a long path.

An upper bound for the flow can be obtained by assuming that each node in the bipartite graph is able to match (on average) the minimum between its degree (in the bipartite network) and its number of spare links s . This overestimation of the flow of length three happens to compensate for neglecting flows of longer lengths, and in most cases agrees with simulations (see fig. 3).

REFERENCES

- [1] BEN-AVRAHAM D. and HAVLIN S., *Diffusion and Reactions in Fractals and Disordered Systems* (Cambridge University Press, New York) 2000.
- [2] CONDAMIN S., BENICHOU O., TEJEDOR V., VOITURIEZ R. and KLAFTER J., *Nature*, **450** (2007) 77.
- [3] LÓPEZ E., BULDYREV S. V., HAVLIN S. and STANLEY H. E., *Phys. Rev. Lett.*, **94** (2005) 248701.
- [4] LI G., BRAUNSTEIN L. A., BULDYREV S. V., HAVLIN S. and STANLEY H. E., *Phys. Rev. E*, **75** (2007) 045103.
- [5] GALLOS L. K., SONG C., HAVLIN S. and MAKSE H. A., *Proc. Natl. Acad. Sci. U.S.A.*, **104** (2007) 7746.
- [6] BOLLT E. M. and BEN-AVRAHAM D., *New J. Phys.*, **7** (2005) 26.
- [7] NOH J. D. and RIEGER H., *Phys. Rev. Lett.*, **92** (2004) 118701.
- [8] LEE D.-S. and RIEGER H., *Europhys. Lett.*, **73** (2006) 471.
- [9] CARMÍ S., WU Z., LÓPEZ E., HAVLIN S. and STANLEY H. E., *Eur. Phys. J. B*, **57** (2007) 165.
- [10] ERDŐS P. and RÉNYI A., *Publ. Math. Debrecen*, **6** (1959) 290.
- [11] BOLLOBÁS B., *Random Graphs* (Academic Press, Orlando) 1985.
- [12] ALBERT R. and BARABÁSI A.-L., *Rev. Mod. Phys.*, **74** (2002) 47.
- [13] DOROGOVITSEV S. N. and MENDES J. F. F., *Evolution of Networks: From Biological Nets to the Internet and WWW* (Oxford University Press, Oxford) 2003.
- [14] PASTOR-SATORRAS R. and VESPIGNANI A., *Structure and Evolution of the Internet: A Statistical Physics Approach* (Cambridge University Press, Cambridge) 2004.
- [15] MOLLOY M. and REED B., *Random Struct. Algorithms*, **6** (1995) 161.
- [16] CARMÍ S., HAVLIN S., KIRKPATRICK S., SHAVITT Y. and SHIR E., *Proc. Natl. Acad. Sci. U.S.A.*, **104** (2007) 11150.
- [17] CORMEN T. H., LEISERSON C. E., RIVEST R. L. and STEIN C., *Introduction to Algorithms*, 2nd edition (MIT press) 2001.
- [18] CHERKASSKY B. V., *Algorithmica*, **19** (1997) 390.
- [19] WU Z., BRAUNSTEIN L. A., HAVLIN S. and STANLEY H. E., *Phys. Rev. Lett.*, **96** (2006) 148702.
- [20] REDNER S., *A Guide to First-Passage Processes* (Cambridge University Press) 2001.
- [21] FLEISHCER L. K., *SIAM J. Discrete Math.*, **13** (2000) 505.
- [22] SREENIVASAN S., COHEN R., LOPEZ E., TOROCZKAI Z. and STANLEY H. E., *Phys. Rev. E*, **75** (2007) 036105.
- [23] BUNDE A. and HAVLIN S. (Editors), *Fractals and Disordered Systems*, 2nd edition (Springer) 1996.
- [24] COHEN R., EREZ K., BEN-AVRAHAM D. and HAVLIN S., *Phys. Rev. Lett.*, **85** (2000) 4626.
- [25] FRIEZE A., *Random Struct. Algorithms*, **26** (2004) 319.
- [26] HARTMANN A. K. and WEIGT M., *Phase Transitions in Combinatorial Optimization Problems: Basics Algorithms and Statistical Mechanics* (Wiley-VCH) 2005.